
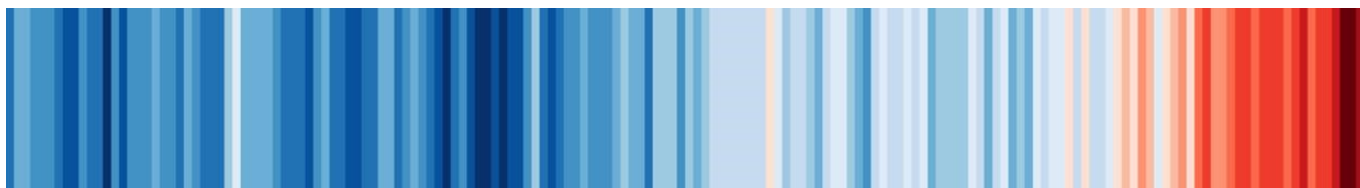


South Hams District Council Climate Change and Biodiversity Strategy





(‘Warming Stripes – Global’ Ed Hawkins, National Centre for Atmospheric Science, University of Reading¹)

Contents

<i>(‘Warming Stripes – Global’ Ed Hawkins, National Centre for Atmospheric Science, University of Reading)</i>	1
Executive Summary	1
PART ONE	2
1. Introduction - A Global Issue and a Local Challenge	2
2. The Local Picture	3
3. Our Influence	8
4. How South Hams District Council will be changing and what we will be doing directly?	9
PART TWO	11
5. South Hams District Council Climate Change and Biodiversity Action Plan Framework	11
6. Implementation and Monitoring	12
7. Community Reflections	14
PART THREE – The Action Plan	15
Objective 1 - Energy	15
Objective 2 - Sustainability	17
Objective 3 - Land Use and Biodiversity	21
Objective 4 - Capability and Engagement	25
Glossary	27
Appendix A – Council Resolution	28
Appendix B – Working Group Terms of Reference	29

Executive Summary

We are facing an unprecedented challenge in dealing with Climate Change, anthropogenic emissions have resulted in runaway heating of our atmosphere, illustrated by the ‘warming stripes’. These emissions, coupled with rapid biodiversity and ecosystem loss, are combining to create a mass extinction event that threatens all life on our planet. In South Hams, people are likely to experience rising sea levels, more frequent flooding, stronger storms and more frequent heatwaves as a direct result of Climate Change. This will also adversely affect our wildlife and their habitats. In response to this South Hams District Council declared a Climate and Biodiversity Emergency on 25th July 2019, and have been working with partners to develop a set of aims and an action plan.

This strategy was developed during the height of the COVID-19 pandemic which has demonstrated just how quickly we can all adapt to new ways of working, living and thinking. During this time we saw how unmanaged verges and natural space can burst with life, providing a much needed boost to local wildlife and we saw the biggest work from home experiment the nation has ever seen. As a result, we’ve witnessed a glimpse of what a world would look like with less traffic and more people taking up cycling and spending time walking in their local areas for exercise. Clearly, this didn’t come without its challenges and we will emerge into a very different economic landscape that will have direct impacts on the community that we serve. However, we must now take some of these lessons to drive a more environmentally friendly recovery and renewal. Because of this, this Strategy will sit alongside, and be complementary to, the Council’s emerging Recovery and Renewal Plan.

The Council has committed to the following aims;

1. That the Council aim to reduce its organisational carbon emissions to net-zero by 2030;
2. That the Council commit to working with partners through the Devon Climate Emergency Response Group to aim to reduce the District of South Hams’ carbon emissions to net-zero by 2050 at the latest;

¹ This work is licensed under a Creative Commons Attribution 4.0 International License (CC BY 4.0)

3. That the Council aim for a 10% Biodiversity Net Gain in the habitat value of its green and wooded public open space by 2025;

Forward by Cllr Judy Pearce, Leader of South Hams District Council:

"Evidence shows that humans have already caused climate change, the impacts of which are being felt around the world. Global temperatures have already increased by one degree Celsius from pre-industrial levels."

"Atmospheric Carbon dioxide (CO₂) levels are above 400 parts per million (ppm). This far exceeds the 350 ppm deemed to be a safe level for humanity and wildlife."

"We, and the Devon Climate Emergency Response Group, recognise that much of what needs to be done is beyond the ability of any one authority, but we remain committed to working together, with partners, stakeholders, the private and public sectors to do what we can."

"As an organisation, through workshops with councillors and staff, we have brought together a list of ideas that will form the basis of our plans for reducing our own organisational footprint, and ideas that are outside of our control which we would need to work with partners and communities on."

PART ONE

1. Introduction - A Global Issue and a Local Challenge

We are facing an unprecedented challenge in dealing with Climate Change, anthropogenic (originating from human activity) emissions has resulted in runaway heating of our atmosphere, illustrated by the 'warming stripes'. These emissions, coupled with rapid biodiversity and ecosystem loss, are combining to create a mass extinction event that threatens or severely impacts all life on our planet.

The United Nations Intergovernmental Panel on Climate Change (IPCC) Special Report on Global Warming of 1.5 degrees Celsius was published in October 2018 and describes the enormous harm that a 2 degrees Celsius rise is likely to cause compared to a rise of 1.5 degrees. The report went on to say that limiting Global Warming to 1.5°C may still be possible with ambitious action from national and sub-national authorities, civil society, the private sector, indigenous peoples and local communities. It is estimated that, globally, humans need to reduce our CO₂eq (carbon equivalent) emissions from the current 6.5 tonnes per person per year to less than 2 tonnes as soon as possible

The recent Intergovernmental Panel for Biodiversity and Ecosystem Services (IPBES) stated that around 25% of the world's species are now at threat of extinction due to habitat loss and the effects of climate change. The Committee on Climate Change recently reported that for the UK to reach 'carbon net zero' by 2050, there will have to be a quadrupling of low carbon electricity, major scale carbon capture and storage.

Organisations, Governments, and Local Councils around the world are responding to this by declaring a 'Climate Emergency' and committing to address this emergency. After Devon County Council declared a Climate Emergency on 21 February 2019, the Devon Climate Emergency Response Group (DCERG) was formed, which will facilitate effective action across a broad partnership. South Hams District Council declared a Climate Change and Biodiversity Emergency and signed up to the Devon Climate Declaration, alongside a wide range of partners, in 2019.

During the opening statement at the 2019 UN Climate Change Conference (COP25), the Secretary-General António Guterres had a stark warning: "The point of no return is no longer over the horizon. It is in sight and is hurtling towards us."

We recognise the brevity of this challenge and whilst this all may seem daunting we still have time to limit catastrophe and even at a local level, we can do our bit to help meet this aim. It cannot be underestimated what the scale of the challenge means, it is not clear if the goal is achievable, however, the Council is committed to pursuing this the best it can.

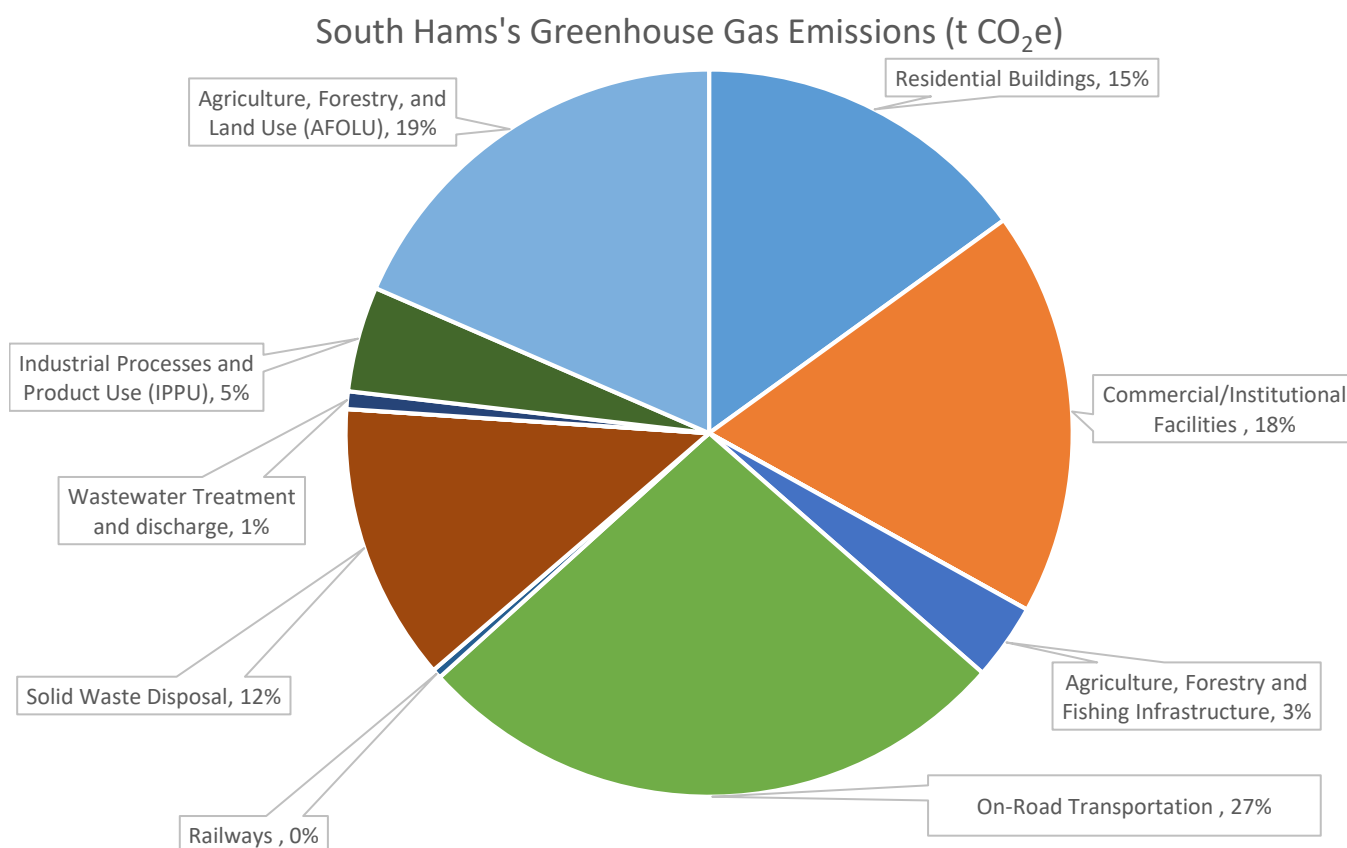
The Council does not have all the answers or have the means to provide all the solutions, the response to climate change demands a linked up approach across sectors, agencies, government, business and local residents. However, the Council does recognise that our position in leadership can prove invaluable in galvanising a collective approach and facilitating effective partnership working across Devon.

2. The Local Picture

In developing a strategy for how we can help the district become net zero by 2050, we must first understand broadly what the various sector emissions are to direct plan actions more efficiently. South Hams covers an area of 886.5 km² sq. km, the area contains several market and coastal towns with a wider network of towns, villages and hamlets which provide homes for 86221 people.

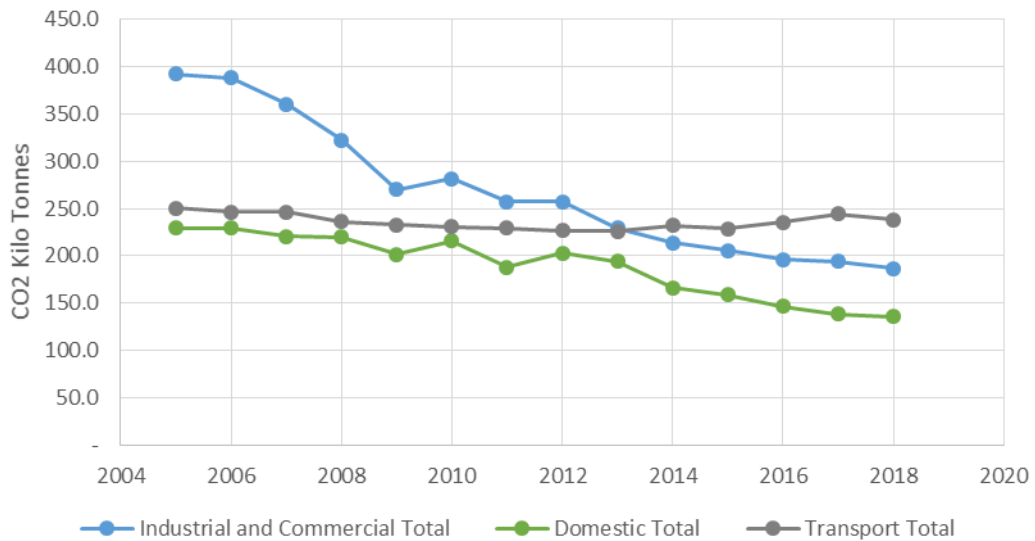
Rural South West Devon has a diverse economy. In 2012 the top employment sectors were retailing, public sector services, tourism, construction and manufacturing. A key issue impacting on the economy of South Hams is the relatively low wage rates of those who work within the area, contrasting with higher resident wage rates and high skills levels amongst people who live in the area. Consequently, our area experiences significant levels of out-commuting to work and below national average employment levels. This raises a significant challenge in responding to Climate Change in our administrative area, connectivity and transportation is a leading contributor to carbon emissions.

As a snapshot of total Greenhouse Gas Emissions for South Hams by sector, Exeter University was commissioned to undertake a study of all Greenhouse Gas Emissions in Devon as part of the Devon Carbon Plan process. Within that study, the data is displayed for each local authority area in the County and the South Hams Greenhouse Gas Emissions chart is below². Unlike the yearly data provided by Department for Business, Energy and Industrial Strategy, this data includes other greenhouse gases such as methane and nitrous oxide.



As part of the monitoring of the Joint Local Plan, the Council produces an annual monitoring report (AMR) to review the effectiveness of our planning policies. Whilst this is heavily directed towards housing and employment figures, the Plymouth and South West Joint Local Plan sets a policy objective to half the 2005 carbon emissions levels by 2034 (this is the life of the development plan). The Council reports carbon emissions levels for South Hams obtained from the Department for Business, Energy and Industrial Strategy (this does not include other Greenhouse gases other than Carbon Dioxide); new data was published in June 2020 to contain 2018 estimates, graph 1 below illustrates this data and the trajectory of CO₂ emissions since 2004. Whilst the data does not include other greenhouse gases, the age of the data allows us to understand trends over time.

² [Mitchell, T \(2017\) Greenhouse Gas Report, University of Exeter Centre for Energy and Environment](#)



(Graph 1: sector emissions for South Hams between 2005 and 2018, Department for Business, Energy and Industrial Strategy 2018 estimates, 2020)

As a percentage of CO2 emissions per sector, figure 1 below provides an illustration as of 2018.

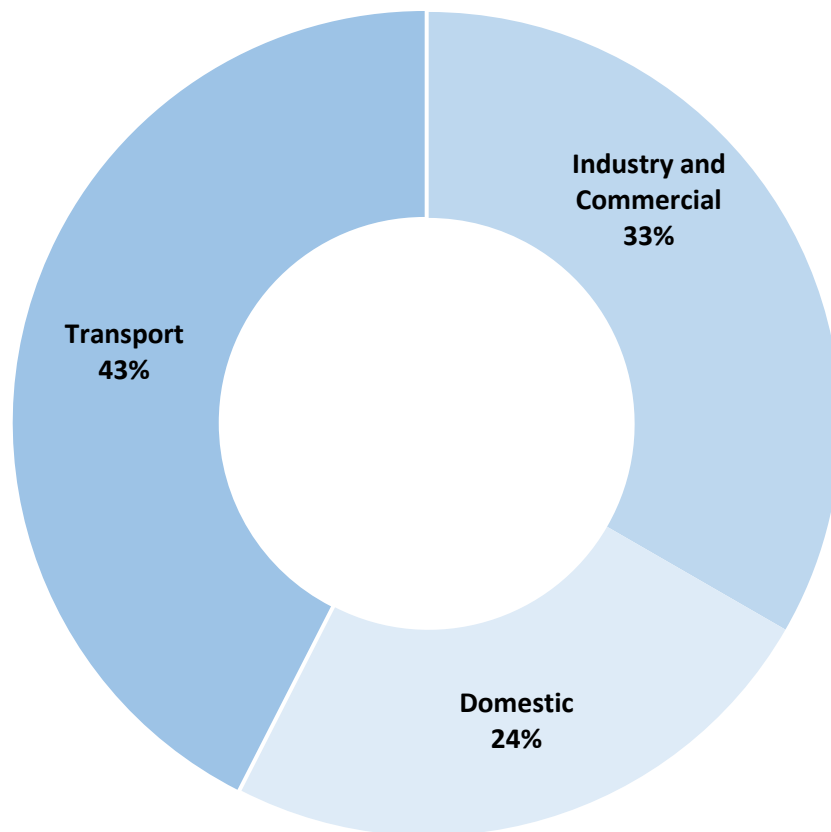


Figure 1 – Sources of CO2 in South Hams (Department for Business, Energy and Industrial Strategy 2018 estimates, 2020)

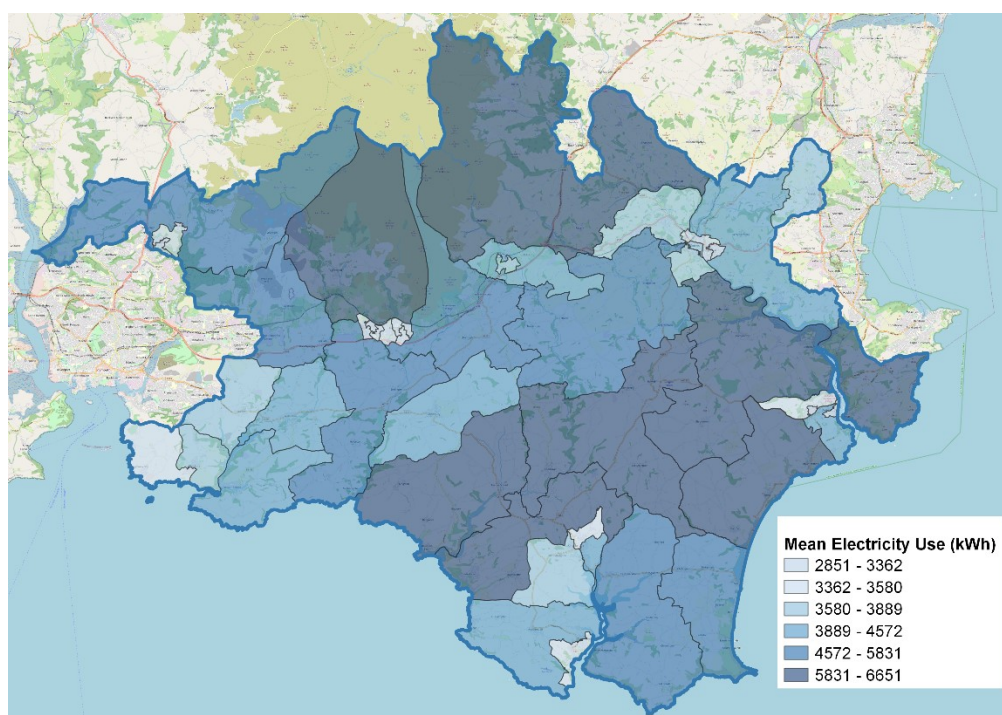
In South Hams, whilst the trend has continued to decline there was a rise between 2016 and 2017 resulting from an increase in road transport on both 'A' and minor roads. The most polluting sectors continue to be in

transportation, whilst industrial and domestic continue to fall. Since 2010 (The IPCC baseline³) South Hams has reduced its CO2 emissions by 23%. Balancing out the emissions in our area, approximately 4.2% of 2018's CO2 emissions were captured by land use and forestry activities.

The CO2 emissions data produced by the Department for Business, Energy and Industrial Strategy show that whilst carbon emissions continue to decline, there remains a challenge with tackling emissions across all sectors to bring these down at a much faster rate than has happened to date. Clearly then, the Council will need to help facilitate, and create the conditions which will enable business and residents to reduce their carbon emissions. This can be achieved through regulatory systems such as planning, as well as through engagement and collaborative working.

Unlike Transport and Industry, the Council does have a level of influence relating to domestic energy use through grant funding that is occasionally made available to tackle poor performing homes. Despite domestic emissions (broadly associated with energy consumption) showing a downward trend, the rate of decline is slow. Data was obtained from the Department for Business, Energy and Industrial Strategy to ascertain the spatial distribution of energy use in the District. The data is captured at lower super output area (LSOA) which are automatically generated to be as consistent in population size as possible, the data was published on 28th February 2020⁴. There are some caveats regarding how this data is captured, primarily that electricity and gas meters that have not successfully been assigned to a geography, due to insufficient address information, are counted in an 'Unallocated' category and therefore not captured on this map, this is further explained within the government methodology for this data set.⁵

Nonetheless, the data provides a useful illustration of electricity and gas consumption. In terms of electricity use, the most energy appears to be used in the south of the district. The map below shows the 2018 mean electricity usage by LSOA and each band of energy use is equally distributed.

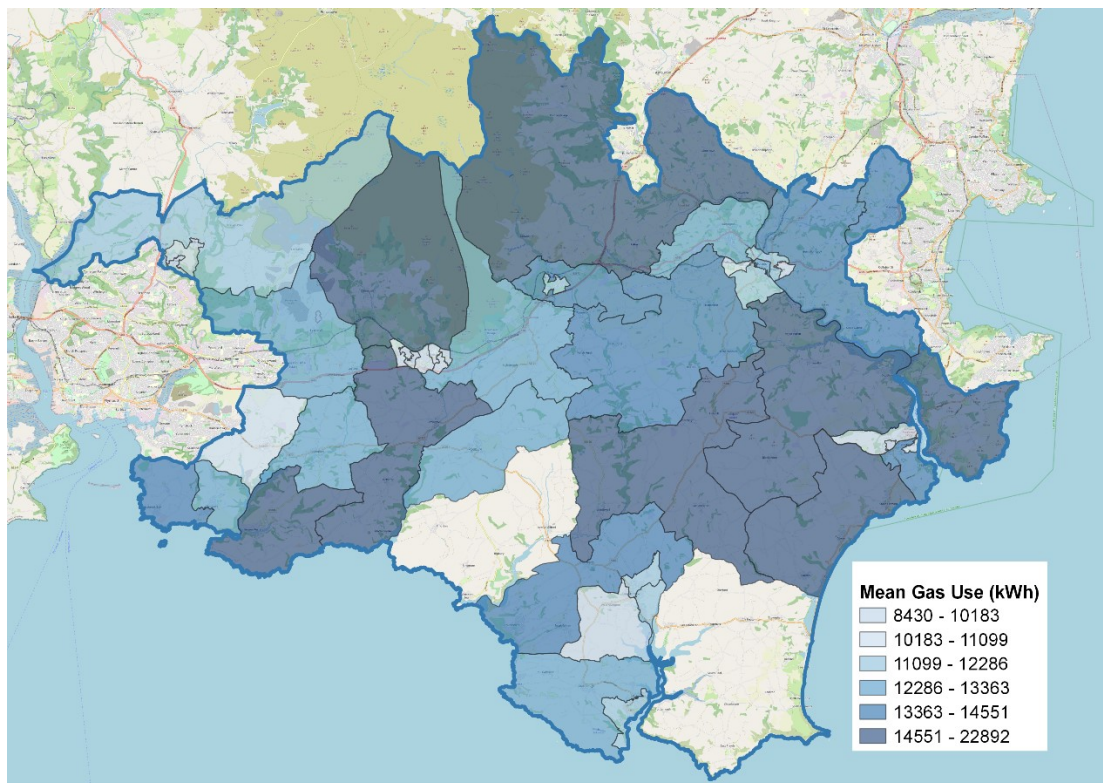


The gas usage, on the other hand, appears to be low, two LSOA's in the area had no data recorded for it, this could be explained by the dataset note which explains that meters with poor address information is unallocated. Of further note, the number of gas meters recorded in each LSOA is often much lower than those recorded for electricity. This indicates that many domestic properties are not connected to mains gas and when comparing with the spatial distribution of electricity use, indicates that home heating and cooking in the southern areas may be done by electricity or biomass.

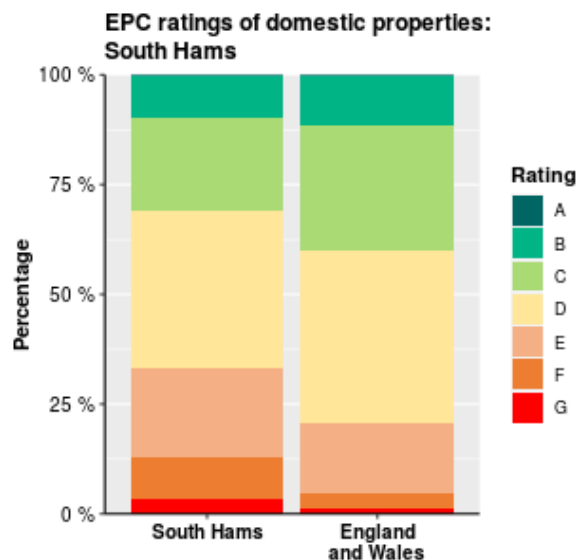
³ 2010 was the most recent year for which emission statistics on all gases as well as assessment of uncertainties were essentially complete at the time of data cut-off for the IPCC Fifth Assessment report

⁴ <https://www.gov.uk/government/statistics/lower-and-middle-super-output-areas-electricity-consumption>

⁵ <https://www.gov.uk/government/publications/regional-energy-data-guidance-note>



What these two data sets can tell us is areas where efforts could be directed to continue reduced gas usage, but equally be able to heat their homes in a much more sustainable way, whether this is through future retro-fit schemes or district energy provision. To illustrate the level of domestic energy performance in the district, the graph below shows the percentages of EPC certificates for domestic properties in South Hams⁶.



South Hams has a large number of difficult to treat housing with a larger proportion of properties having EPC ratings of D and below. Research by the Energy Saving Trust⁷ suggests that with the current (at the time) grid electricity emissions factor, heat pumps are most suitable for well-insulated properties off the gas grid or in new developments with high-performance building fabric. Of course, the more the electricity grid is decarbonised, the lower carbon impact these will have on properties off the gas grid but equally, bigger uptake of heat pumps will also put more pressure on the grid, so a combination of lower grid emissions factors and on-site renewable electricity would deliver the best outcome in these areas.

⁶ MHCLG, 2019. Energy Performance Certificate (EPC) ratings of domestic properties in England and Wales [obtained online at www.domesticenergymap.uk]

⁷ [Exeter University, 2011, A Review Of Renewable Energy Resource Assessment And Targets For Devon](http://www.exeter.ac.uk/research/energy)

From a biodiversity perspective, South Hams has a rich natural environment and is characterised by important landscape designations, including the neighbouring Dartmoor National Park, the South Devon Area of Outstanding Natural Beauty, and heritage coast. Additionally, there are some European protected wildlife sites, designated and protected under the Conservation of Habitats and Species Regulations for the protection of important species.

South Hams contains;

- Southern part of Dartmoor National Park, the majority (98%) of South Devon AONB, excluding two small sections within the Torbay Council and Plymouth City Council areas, and a small part of Tamar Valley AONB.
- Part of two Marine Conservation Zones (MCZs), Skerries Bank and Surrounds and Tamar Estuaries Sites.
- Whole of two and part of six Special Areas of Conservation (SACs), (including part of three Inshore SACs with marine components)
- Part of a Special Protection Area (SPA).
- Whole of twenty-four and part of six Sites of Special Scientific Interest (SSSIs) for biodiversity and geological conservation
20 of the SSSIs are designated for their biological interest, 3 for their geological interest and 7 for mixed interest.
- Two National Nature Reserves (NNRs), the whole of one and part of one Local Nature Reserve (LNR) and numerous County Wildlife Sites (CWSs), Regionally Important Geological Sites (RIGSs), Other Sites of Wildlife Interest (OSWIs) and Unconfirmed Wildlife Sites (UWSs).
- River corridors including the Dart, Avon, Erme and Yealm.
- 2,684 ha of ancient woodland (2.97% land cover compared with a Great Britain average of 2.4%).
- A large number of ancient, veteran and notable trees, many of which are protected under Tree Preservation Orders.
- A whole of three and part of one Devon Wildlife Trust (DWT) Reserve.
- Greater Horseshoe Bat roost at High Marks Barn, west of Moreleigh and linked roosts at Buckfastleigh and Berry Head near Brixham in neighbouring local authority areas.
- Large areas of land within strategic flyways (commuting routes) and sustenance zones (feeding areas) for Greater Horseshoe Bats.
- Cirl bunting Red and Amber areas as recognised in the Draft Wildlife and Development Guidance Note: Cirl Buntings.
- Identified Strategic Nature Areas.

Maps of the most important sites can be found here

<https://www.plymouth.gov.uk/sites/default/files/SouthHamsGreenInfrastructureFrameworkAppendicies.pdf>

What issues are the South Hams likely to face?

South Hams has several flood risk zones along its waterways and coastal areas. Although more difficult to quantify, it is generally accepted that in the UK Climate Change will bring about more frequent and heavy rain. When combined with tidal surges associated with increased storm activity and rising sea levels, many of our residents will experience more frequent flood events.

The coastal communities around the southern fringes will be impacted by rising sea levels, its towns such as Totnes, Modbury and Kingsbridge have frequent flooding issues. Furthermore, the area has community resilience issues and as a result poor public transport connections between village, hamlets and towns. South Hams as a whole is spatially disconnected and residents predominantly rely on private transport to get around. This is reflected in the carbon emissions associated with transportation.

The consequences of climate change extend beyond physical impacts on the environment, it also has health impacts on the population. Poor air quality can lead to numerous cardiovascular diseases, increasing temperatures can lead to heat-related mortality, and rising energy prices can result in increased fuel poverty. These health impacts can also become mentally harmful, those directly affected by flooding can have their lives upended, and needing months sometimes years to recover.⁸ Many people are already feeling anxiety, fear and grief due to the changes that are happening now across the world and psychologists are seeing a rise in 'Eco-anxiety'.⁹

⁸ <https://www.gov.uk/government/news/prepare-for-flooding-to-reduce-impacts-on-mental-health>

⁹ [https://www.thelancet.com/journals/lanph/article/PIIS2542-5196\(20\)30081-4/fulltext](https://www.thelancet.com/journals/lanph/article/PIIS2542-5196(20)30081-4/fulltext)

The loss of habitats and wildlife also reduces the opportunity to commune with nature; the benefits of this to the health and well-being of society is well documented. The WWF Living Planet report of September 2020, states that over two-thirds of wildlife has been lost globally since 1970.¹⁰

The changes to the seasons and local temperatures due to climate change are impacting wildlife species as this disruption affects feeding and breeding and their ability to thrive and survive. Bee and other pollinator numbers are already in serious decline and combined with fewer insect predators and pollinators to assist farmers food production is likely to worsen. Similarly, their decline is affecting species higher up the food chain which depend on them for food.

Climate change is also negatively affecting migratory species of birds and marine animals as well as fisheries and agriculture, which in turn is having an adverse impact on economics at both the macro and local scale. The current COVID pandemic's impact on economics is exacerbating these negative impacts.

3. Our Influence

A Local Authority has many opportunities and powers to address Climate Change and Biodiversity loss but it is important to recognise these powers are not unlimited. We have very few powers to raise finance directly and instead we must capitalise on our ability to develop partnerships, provide leadership and enable a collective approach by galvanizing our residents and encourage and support flourishing eco businesses, third sector bodies and community groups.

The Climate Change Committee (CCC) recommends that local authority plans should include a high level of ambition for emissions reduction, and to focus on emissions drivers and adaptation activity over which local authorities have direct control or influence.

There are distinct areas of action the council can act on, and these are;

- Areas we can directly control/guide
- Areas we can enable through funding
- Areas we can enable through policy and regulatory systems
- Areas we can influence locally
- Areas we can influence nationally through request and lobby

The CCC published a report¹¹ which advises how local authorities can most effectively reduce emissions and manage climate risk in their areas. South Hams is a 'district' within the meaning of the report, the districts are responsible for housing, leisure and recreation, environmental health, waste collection and planning services. The image below illustrates what the plan aims to achieve by who and how.

¹⁰ WWF (2020) Living Planet Report <https://www.worldwildlife.org/publications/living-planet-report-2020>

¹¹ CCC (2012), How local authorities can reduce emissions and manage climate risk



The CCC 2019 Progress Report to Parliament¹² points to several priorities for the Government in stepping up their delivery approach to responding to Climate Change, whilst directed at central Government the same aims can apply to us too, these were;

1. Embed net-zero policy across all levels and departments of government, with strong leadership and coordination at the centre.
2. Make policy business-friendly.
3. Put people at the heart of policy design.
4. Support international increases in ambition and celebrate UK ambition.

South Hams District Council has a commitment to helping the area become carbon neutral by 2050. The authority has an opportunity to show leadership and help foster collective action through a new climate aware implementation of policies, investment and engagement. The decisions we make can have long-lasting environmental impacts and also shape the way we live. There are some key strategies and programmes being developed or altered which align with this Climate Change and Biodiversity Strategy and Action Plan which will be critical to ensuring success, such as:

- Plymouth and South West Devon Joint Local Plan (including Plan revisions expected to begin in 2021)
- Devon Carbon Plan
- Our emerging Recovery and Renewal Plan
- Housing Strategy

This Climate Change and Biodiversity Strategy represents the culmination of this work to date, there is no such thing as a 'final' version as this will be constantly reviewed as demands change. We expect that this Strategy will be reviewed and refined based on continuous feedback and further engagement.

4. How South Hams District Council will be changing and what we will be doing directly?

As a proportion of CO2 emissions, South Hams District Council is responsible for 1.4% of the total emissions across the district based on 2018 data¹³. South Hams District Council has committed to reducing operational

¹² CCC, 2019, 2019 Progress Report to Parliament

¹³ Calculated using the Council's 2018/2019 Greenhouse Gas Inventory and the total district CO2 emissions data provided by the Department for Business, Energy & Industrial Strategy

carbon emissions to Net Zero by 2030 and this forms one of the two action plans, The Operational Carbon Reduction Plan – Reducing Our Footprint, the other being The South Hams Climate Change and Biodiversity Action. The operational emissions are broken down into Scope 1, 2 and 3 emissions;

Scope 1 - Direct emissions

Activities owned or controlled by your organisation that release emissions straight into the atmosphere. They are direct emissions.

Examples of scope 1 emissions include emissions from combustion in owned or controlled boilers, furnaces, vehicles; emissions from chemical production in owned or controlled process equipment.

Scope 2 - Energy indirect

Emissions being released into the atmosphere associated with your consumption of purchased electricity, heat, steam and cooling. These are indirect emissions that are a consequence of your organisation's activities but which occur at sources you do not own or control.

Scope 3 - Other indirect

Emissions that are a consequence of your actions, which occur at sources which you do not own or control and which are not classed as scope 2 emissions. Examples of scope 3 emissions are business travel by means not owned or controlled by your organisation, waste disposal, or purchased materials or fuels.

In summary we will be;

- Reducing the resources we use such as paper and water and improvements in the energy efficiency of our buildings, to improve comfort, lower bills and prepare for a switch to low-carbon heating.
- Supporting the public and the Council for a move away from natural gas heating.
- Promoting heat pumps to be seen as an established part of the solution.
- Looking to support an end to biodegradable waste streams going to landfill after 2025.
- Preparing for an increase in the market share of Electric Vehicles (EVs) during the 2020s with an expansion of EV charging.
- Looking to increase the tree canopy cover on our owned land, and looking to redesign parks to become carbon neutral.
- Supporting improvements in diet and increased walking and cycling among our staff, increasing support for remote working.
- Ensuring that our suppliers have the lowest carbon impact possible.
- Promoting virtual meetings rather than travelling, where appropriate.
- Fully supporting remote working to reduce staff commuter mileage to continue working practices deployed during the COVID-19 lockdown.
- Supporting the introduction of carbon/environmental impact and climate risk assessments procedures to guide Council decision making to be included on the report template
- Taking carbon and ecological footprint into consideration in procurement policy.
- Supporting understanding of climate and biodiversity issues through briefings for Members and Officers and sharing information through online newsletters.

There are more actions and the details of these are found within our 'Operational Carbon Reduction Plan', and in terms of what we have done and what we are seeking to do, the story so far is....

OUR COUNCIL - South Hams

Reducing our Carbon Footprint and increasing Biodiversity

The Council's total carbon footprint is estimated at 8000 metric tonnes of CO2 per year. The Council has put £400,000 aside to help fund climate change plans



The story so far

What we have already done to reduce our carbon footprint:

At our Offices

- Electric car charging points
- Energy efficient bulbs
- Paperless offices
- Meeting agendas accessed electronically

For our Residents

- Promote Eco grants for homes

In our Policies

- Good EP ratings on new developments
- Policy to buy goods and services sustainably
- Joint Local Plan – reduce carbon footprint and encourage walking and cycling friendly developments

What Next

Some of our ideas to help us reach carbon neutral:

At our Offices

- Webinar training to reduce travel
- More sophisticated thermostats
- Water saving taps and wcs

In our Leased Assets

- Improve the energy efficiency of our buildings
- Secure more renewable energy installations

Fuel consumption and energy generation

- Create a Green Energy Company
- Alternative heat system for Follaton House
- Buy truly renewable fuel

In our Policies

- Invest in Green Banks
- Identify land for renewables
- Rain water harvesting on new developments
- Implement sustainable procurement policy
- Buy local wherever possible
- Developer contributions go towards low carbon schemes

For our Biodiversity

- Tree planting on new developments

Cars and transport

- Electric pool car
- Reduced business miles
- Skype meetings instead of travel
- Saved a million miles in officer travel

In our Leased Assets

- Solar panels on our business units
- Solar panels on our offices

For our Residents

- New waste service – more recycling
- Stream council meetings – reduce travel
- More information on how to reduce carbon footprint
- Litter, packaging and waste are key messages

For our Biodiversity

- Woodland planting
- Plant trees in open spaces
- Grow saplings
- Wildlife corridors
- Cut hedges, trees and grass less often
- Reduce use of weed killer on hard surfaces
- Help communities to help us look after their bio-diversity
- Build nature into new developments, e.g. Bat boxes

Cars and transport

- Electric car charging points in carparks
- Car share scheme
- Electric powered machinery
- Salary sacrifice for electric car scheme
- Fully Electric fleet
- Electric bike hire in towns, tourist hotspots
- Higher parking charges for polluting vehicles
- Promote electric vehicles through taxi licencing

Our Aim is to be Carbon Neutral by 2030



Moving forward, Part Two is the framework for our strategy, which will then lead into our action plan which will form a basis for how the Council will assist the area in becoming net-zero by 2050.

PART TWO

5. South Hams District Council Climate Change and Biodiversity Action Plan Framework

Soon after we declared a Climate Change and Biodiversity Emergency we began the process of understanding our own emissions as an Authority. What followed was the Council working in partnership with the University of Exeter to complete Greenhouse Gas inventory to work out our current carbon emissions and then a collective effort from all our services to pull together a list of actions that could ultimately form our Action Plan, this was then consulted on during January 2020.

Our work to date and engagement activities began with establishing 13 areas that reflect the priorities of the residents and business within South Hams. These 13 areas form the basis of the approach to the delivery of the Action Plan and can be grouped into four objectives that align strongly with the themes of many other leading cities; we believe this will help us meet our two primary goals.

Objective 1 - Energy

Energy Supply
New Developments
Existing Buildings

Objective 2 - Sustainability

Walking Cycling and Public Transport
Strategic Transport Planning

Air Quality
New Developments
Greening the Economy
Waste and Resources

Objective 3 - Land Use and Biodiversity

Agriculture
Land Use Change for Carbon Sequestration
Biodiversity & habitat enhancement

Objective 4 - Capability & Engagement

Behaviour Change & Communication
Community Engagement
Individual and Collective Action
Partnerships and projects

These 4 objectives and the actions associated with them will help us to meet our targets, namely to reduce operational carbon emissions to net-zero by 2030 and reduce district-wide carbon emissions to net-zero by 2050. But what does this mean for our District and what should be our primary aims?

Aim 1 – reach net-zero carbon emissions as soon as possible and increase habitat value and wooded public open space

The Council has committed to working with partners through the Devon Climate Emergency Response Group to;

- a. Aim to reduce the District of South Hams' carbon emissions to net-zero by 2050 at the latest;
- b. Aim for a 10% Biodiversity Net Gain in the habitat value of South Hams District Council's own green and wooded public open space by 2025

Aim 2 – Creating a resilient South Hams

If there's anything the COVID-19 pandemic has taught us is that the ability for communities to come together to tackle a common issue is possible on a large scale. Even if we do meet our target to reach net zero emissions by 2050, there will be some inevitable impacts arising from the carbon dioxide already in the atmosphere. We are experiencing Climate Change and Biodiversity loss right now and this will continue. With this in mind we need to adapt and mitigate the best we can as we experience

- a. frequent and longer heatwaves
- b. warmer and wetter winters
- c. stronger and more frequent storms bringing about more flooding
- d. sea-level rise¹⁴

6. Implementation and Monitoring

The delivery of this Climate Change and Biodiversity Strategy will require input from across the Council and collaboration with its partners, residents and businesses. Given the fast pace required to assist with the lowering of emissions, the intention for the Action Plan in Part Three is for this to be a living document which can be amended and change as progress changes, technology emerges and Government initiatives are introduced as we move through COVID-19.

We will monitor and report progress on the strategies actions throughout every year starting with using some baseline indicators where we have the most direct influence coupled with monitoring the outcomes of individual projects as they are delivered. As this will be a living document, it's important to keep communities and stakeholders involved throughout, we will create a Community Forum which will comprise a fair representation of people throughout South Hams and introduce quarterly officer facilitated discussions which will be focused around

¹⁴ Met Office, 2020 - State of the UK Climate 2019 <https://www.metoffice.gov.uk/research/climate/maps-and-data/about/state-of-climate>

one of the four objectives set out in this strategy in order to deliver ambitious co-operative working alongside our residents to collaborate on the delivery of the action plan.

We will use the following data sources as a basis for measuring the outcomes of the plan as actions and tasks develop over time.

Table 1 – Baseline indicators

Objective	Indicator	Baseline 2020	Date of most recent data
District Net 0 by 2050	South Hams Net Greenhouse Gas Emissions ¹⁵	910,795 tCO ₂ e	2017
	Percentage reduction in South Hams production greenhouse gas emissions since 2010 ¹⁶	23%	2020
1. Energy	Amount of renewable energy generated ¹⁷	131376.418 MWh	Sep-19
	Number properties with an Energy Performance Certificate of D – G ¹⁸	17,747	Jun-20
	£ of investment secured for retrofit	Data to be collected	
	Proportion of households in fuel poverty ¹⁹	10.80%	2018
2. Sustainability	Number of EV points installed by South Hams	4 points at Follaton House	November 2017
	Percentage of Household waste recycled ²⁰	54.90%	16 September 2020
	Percentage of Commercial waste recycled ²¹	17.43%	16 September 2020
	Proportion of residents who do any cycling, for any purpose, at least once per month ²²	16%	10 November 2012
	Number of ultra-low emission vehicles registered in the District ²³	371	Q2 2020
3. Land Use and Biodiversity	Carbon sequestered in improved habitat in Devon from 2020	Data does not exist yet. Data to be collected as work on the relevant	

¹⁵ Mitchell, T (2017) Greenhouse Gas Report, University of Exeter Centre for Energy and Environment

¹⁶ BEIS (2020), UK local authority and regional carbon dioxide emissions national statistics: 2005 to 2017

¹⁷ BEIS (2019) Renewable electricity by local authority

¹⁸ MHCLG (2020) Energy Performance of Buildings Data England and Wales. Available at:

<https://epc.opendatacommunities.org>

¹⁹ BEIS (2020), Sub-Regional Fuel Poverty, 2018 data. Available at:

<https://www.gov.uk/government/statistics/sub-regional-fuel-poverty-data-2020>

²⁰ Defra (2020), Local authority collected waste generation from April 2000 to March 2019 (England and regions) and local authority data April 2018 to March 2019. Table 1: Local Authority Collected and Household Waste Statistics 2014-15 to 2018-19, Engla

²¹ Defra (2020), Local authority collected waste generation from April 2000 to March 2019 (England and regions) and local authority data April 2018 to March 2019. Table 3 – Selected Waste Indicators. URL: <https://www.gov.uk/government/statistical-data-se>

²² DfT (2012), How often people cycle, for any length or purpose (at local authority level) (CW011)

²³ Calculated from DfT (2020), Data on all licensed and registered vehicles [online]. URL: <https://www.gov.uk/government/statistical-data-sets/all-vehicles-veh01>

Objective	Indicator	Baseline 2020	Date of most recent data
		actions progress	
	£ of investment secured and spent on nature intervention	data to be collected as work on the actions progress	
4. Capability and Engagement	Number of people subscribed to the Newsletter	226	Oct-20
	Percentage of the community feeling informed and supported to reduce their own carbon emissions	data to be collected with an end of year survey to newsletter subscribers and through social media channels	
	Number of Community Organisations tackling climate and biodiversity related issues	Data to be collected	

7. Community Reflections

Engagement with the community is an important step and something that should not end, given that collective effort is needed from all. The Action Plan had an engagement process and here are **some** of the reflections from that process

'(cycling) can be pretty scary in our narrow twisty rural roads - not just the lanes either - and irritating to drivers having to slow down because they can't overtake. Perhaps some public awareness of this problem, if it is to become the norm in the future.'

'We all know that bus services are slowly and steadily being reduced. If we want people to use public transport we need to have a much improved service'

'I understand the mown verges are for visibility but they don't have to be as drastic as they have in recent years.' 'Let's have a bit more consideration for the effect that these extreme 'neatness' treatments have on the wildlife.'

'Good ideas. Divesting from unethical banks and fossil fuel companies is very important. As is subsidising green transport.'

'Although it is interesting to see what the Council plans to do to reduce its carbon emissions (many would expect you to be doing these things anyway as they save money) these actions are not hugely relevant to the wider community and should be kept within the Operational Carbon Reduction Plan.'

'The wider community do not see Climate Change as something that the Council alone can/should deal with. We are all responsible for using energy and so the plan needs sign up from residents, businesses, the voluntary sector, the smaller Councils, schools and the environmental groups and we perhaps need to have a clearly branded message that acts as an umbrella for all the actions being taken to reduce carbon emissions.'

'About a third of the carbon emissions in the District come from transport and so this is an area we really need to focus on. However, in a rural area such as ours it's hard to reduce person car use due to the lack of good public transport. For those households who cannot afford a private car, it is easy to become isolated due to the lack of public transport.'

The Council should support promotional campaigns aimed at reducing waste of all kinds to the wider community. We want to be able to recycle more of our waste.

The Council should support Buy Local messages via your media channels – to reduce carbon emissions associated with importing goods to us.

Tackling climate change is such a huge issue that everyone needs to be involved in solving it and to do their bit. The Council can quite easily bring organisations together to agree what actions to take and to develop solutions that don't leave anybody out and are acceptable to the majority of people

A Special Working Group Session took place on 27th August between South Hams District Council Climate Change Working Group Members, Officers and some of the consultees who responded to the consultation.

The main message that came out during that session is the matter of communication and engagement and the Council is aware of the fact that it needs to create a much more effective engagement in how this plan is shaped and delivered.

One key outcome from this session was for attendees to summarise their submission to one side of A4 and list their 5 priorities they wanted to see the Council implement.

PART THREE – The Action Plan

This action plan represents a starting point for the Council and contains small updates and refinements to the action plan that was adopted by the Council in December 2019.

The intention for this action plan is to be reviewed continuously and supported by a wider delivery plan to capitalise on new initiatives, emerging projects, changes in legislation and engagement activity with the public, including through the Council's Climate Change and Biodiversity Community Forum.

This action plan will go through a full update once the Devon Carbon Plan is adopted to capture actions emerging from that process to ensure our plans have a level parity and continuity.

Objective 1 - Energy

Energy is essential, it supports our society by keeping heat in our homes, powering our hospitals and schools and fuels transportation. We know our natural resources are finite, and it's because of this we need to transition to using much less, or none at all. A significant challenge arises in meeting this need whilst also meeting current demand.

According to data from the Ministry of Housing, Communities & Local Government, in 2019 of all the new EPC certificates lodged in South Hams, only 36% were rated above C or above, and 36% in 2018. Meaning many of our homes continue to be energy inefficient resulting in higher greenhouse gas emissions.

Fuel Poverty is also a related issue, inefficient homes can lead to excess energy bills for some of the poorest in our community. Furthermore, the health impacts of living in a cold or damp home can lead to cardiovascular and respiratory ill health as well as poor mental health.²⁴ This illustrates how dealing with climate change represents a scientific challenge as well as a social and ethical one and that a response to climate change must be fair and just.

We must also encourage and facilitate increased renewable energy infrastructure, currently, renewable energy produced in the South Hams was 131,376 MWh in 2018.²⁵

The UK continues to move towards the legally binding commitment of reducing our national carbon emissions to "net-zero" greenhouse gases by 2050 (Climate Change Act 2008, 2019 Amendment). South Hams District Council commits to reduce its own emissions to net-zero by 2030. We have an important role in seeking developments that are well designed and which support the delivery of renewable and low carbon energy, help people make more conscious energy choices, support the transition to renewable energy across the district and improve the energy efficiency of existing developments.

What have we already done?

- Installed Solar Panels on some of our assets

²⁴ https://www.cse.org.uk/downloads/file/fuel_poverty_social_impact_bonds.pdf

²⁵ [BEIS, 2019. Renewable electricity by local authority](#)

- EV Charging points located in Follaton car park
- Bought an electric car for staff use
- Secured over £330,000 to help improve older homes' energy efficiency as part of a plan to save households money and to cut carbon emissions

What we propose to do

Id	Action	Activity	Expected Start	Estimated Completion Date (subject to continuous review)
1.1	Investigate procuring truly renewable energy.	a. Council to discuss with community energy providers and aid and support them in developing their renewable sites.	2021	Ongoing
1.2	Explore forming a non-profit green energy company and understand the capacity of renewable energy generation in the area.	a. The Council to discuss with Western Power Distribution to determine the actions required to increase local network resilience and increase renewable energy capacity in the South Hams as a basis of forming a green energy company or advising on network resiliency.	2021	2022
1.3	Allocate sites for renewable energy, in particular strategic scale solar and wind for both commercial and community energy development.	a. Allocate land for renewable energy production within the Joint Local Plan Area. This work will require a call for sites which could take place alongside the plan review due to begin in 2021.	2021	2024
1.4	Identify options for how smart renewable heat, power generation and storage could be considered when the Plymouth and South West Devon Joint Local Plan are reviewed.	a. Appraise the potential for low carbon heat networks, heat pumps, and hybrid boilers, including identifying current potential funding models and barriers to uptake. South Hams to monitor funding opportunities to commission appraisal.	2021	2022
1.5	Aim for a Higher result in the energy performance certificates.	a. Continue to apply the new guidance on Policy DEV32 contained within the 2020 Joint Local Plan Supplementary Planning Document.	Ongoing	2024 Yearly updates
		b. Review policy DEV32 at Plan Review Stage	Subject to Joint Local Plan Review Timescales	2024
		c. Set up a monitoring scheme for new development (measuring	2021	2022

			yearly EPC data provided by BIES)		
1.6	Promote and administer grants for home insulation, efficient heating systems and sustainable energy sources for owner-occupied and tenanted properties.	a.	Raise awareness for grant schemes and the Solar Together scheme as part of a Climate Change communication strategy involving newsletters, web and social media.	Ongoing as part of communications activity Ongoing	Review communications activity each year
		b.	Continue to administer funding as and when it arises.		Ongoing – review yearly
1.7	Explore opportunities for the Local Authority to support the Government energy efficiency scheme to create local jobs.	a.	Team Devon will roll out an ambitious Domestic Energy Efficiency and Energy Generation Pilot.	Subject to Recovery and Renewal Plan, revisit timescales at adoption	Ongoing – review yearly
		b.	Monitor the scheme and identify opportunities to benefit South Hams residents/businesses.		Ongoing – review yearly

Objective 2 - Sustainability

In 1987, the United Nations Brundtland Commission defined sustainability as **“meeting the needs of the present without compromising the ability of future generations to meet their own needs.”** Today, there are almost 140 developing countries in the world seeking ways of meeting their development needs, but with the increasing threat of climate change, concrete efforts must be made to ensure development today does not negatively affect future generations.²⁶

Six common challenges were highlighted in 1987; Population and Human Resources, Food Security: Sustaining the Potential, Species and Ecosystems: Resources for Development, Energy: Choices for Environment and Development, Industry: Producing More with Less and The Urban Challenge.

In essence, sustainability is about living within our means, doing the same or more with less and ensuring that needs of the present can be met without compromising the ability of future generations to meet their own needs.

We aspire to create these conditions the best we can by encouraging residents and businesses to make more sustainable choices in their day to day lives. We will aid in these aims by using our legislative system to create more sustainable developments and work collaboratively with external bodies.

What have we already done?

1. Worked towards The Joint Local Plan carbon reduction target of 50% of the 2005 amount by the end of the plan period, which is 2034
2. Adopted a Supplementary Planning Document, which among other things, provides clarity and re-enforcement as to how our low carbon policies are to be applied and what they are seeking to achieve
3. Adopted a Sustainable Procurement Policy

²⁶ <https://academicimpact.un.org/content/sustainability>

What we propose to do

Id	Action	Activity	Expected Start	Estimated Completion Date (subject to continuous review)
2.1	Introduce differential changes to parking permits and in car parks e.g. Higher carbon emission vehicles pay more.	a. Investigate the method and systems needed to introduce (with a view to trialling) the system in selected car parks and/or streets. System is in effect in Bristol https://www.bristol.gov.uk/parking/residents-parking-permits-cost	Investigate through 2021	report outcomes and update at the end of 2021
2.2	Ensure new housing developments are much more walking and cycling friendly.	a. Major development sites to consider the inclusion of off-road cycle routes to link between other cycle routes where connections exist https://www.traveldevon.info/cycle/cycle-routes/cycle-maps/	Ongoing	Collate outcomes by monitoring permissions yearly
2.3	Better bus provision and strategic park and ride facilities to reduce traffic in towns (R&R Plan action 1.9)	a. Team Devon will develop community, town and city transport initiatives and infrastructure for cycling, buses, rail and other forms of sustainable transport within and between communities. b. SHDC will engage with Team Devon and support the development of proposals to deliver schemes within South Hams.	Subject to Recovery and Renewal Plan, revisit timescales at adoption	To be completed pending the completion of the Recovery and Renewal Plan
2.4	Increase uptake of cycling in South Hams. & Support and encourage green travel methods for tourists to our coastal natural environment. A different type of tourism (R&R plan action 2.9)	a. Investigate electric bike hire in towns & and key tourist areas in summer to start to change culture. b. Increase cycle parking at key locations in towns and villages. c. Team Devon will take action to support the development of a clean, sustainable economy through: - Engaging with the Development of a sustainable/ green growth toolkit (R&R plan action 2.9) d. Influence the development of active travel schemes within the South Hams including development of strategic routes inside hedge routes to	2021 Ongoing, reliant on external funding 2.4a and 2.4b Subject to Recovery and Renewal Plan, revisit timescales at adoption	Report first update at the end on 2021 Report updates yearly 2.4a and 2.4b to be completed pending the completion of the Recovery and Renewal Plan

connect our communities (R&R action 2.12)				
2.5	Promote the use of recycled and Sustainable construction materials through input at planning stage for new developments.	<ul style="list-style-type: none"> a. Continue to apply recently adopted Joint Local Plan Policies and Supplementary Planning Guidance b. Review Joint Local Plan to investigate options for policies amendments to further incentivise or force the use of recycled and sustainable construction materials 	<p>Monitor Planning Permissions and highlight exemplars each year</p> <p>Subject to Joint Local Plan Review Timescales</p>	<p>Ongoing</p> <p>2024</p>
2.6	Monitor and review policies to reduce the carbon footprint of new developments (Policies DEV32, DEV33, DEV34)	<ul style="list-style-type: none"> a. Continue to apply recently adopted Joint Local Plan Policies and Supplementary Planning Guidance b. Review policies DEV32, DEV33 and DEV34 at Plan Review Stage. c. Reconsider a Low Impact Development Policy ('One Planet Living Principles') 	<p>Monitor Outcomes (EPC's, Policy DEV32 Checklists from Planning submissions etc.) each year</p> <p>Subject to Joint Local Plan Review Timescales</p> <p>Subject to Joint Local Plan Review Timescales</p>	<p>–Review position at Plan Review stage.</p> <p>2024</p> <p>2024</p>
2.7	Investigate adaption and resilience methods for new developments.	<ul style="list-style-type: none"> a. Joint Local Plan Review - this will either form a new policy or a new revision to policy DEV32. 	Joint Local Plan Review	2021-2024
2.8	Review the potential for District Energy Networks in the District and invest in housing energy-saving measures.	<ul style="list-style-type: none"> a. Review internal processes to create a flow of investment from developer contributions and government grants related to carbon reduction. For example, invest directly into energy-saving measures to help improve the efficiency of the existing housing stock b. Commission an appraisal of the district's capacity for local District Energy networks. 	<p>Subject to Joint Local Plan Review Timescales</p> <p>Started now</p>	<p>2024</p> <p>Provide update at the end of 2021</p>
2.9	As part of JLP review consider an Article 4 Direction that removes permitted development rights on class Q barn conversions.	<ul style="list-style-type: none"> a. Review the Annual Monitoring Report (AMR) evidence whether or not there is too much housing delivery in tier 4 settlements (those areas not included in JLP policy TTV1.1-3). <p>If the evidence continues to show more housing delivery in Tier 4 settlements then an Article 4 direction can be proposed and submitted.</p>	Monitor yearly AMR and report update in 2022	2021-2024

2.10	Allocate sites for renewable energy, in particular strategic scale solar and wind for both commercial and community energy development.	<p>a. Conduct a call for sites during the Joint Local Plan review process.</p> <p>b. Commission an appraisal of the district's capacity for more large scale renewable energy. Work with Plymouth City Council on a brief to set the scope of the work and commission the work</p>	<p>Subject to Joint Local Plan Review Timescales</p> <p>2021</p>	<p>2024</p> <p>Provide update at the end of 2021</p>
2.11	Lobby for changes to the National Planning Policy Framework or any such replacement to prioritise carbon reduction target over housing targets.	<p>a. Respond and input into the proposed changes to the Planning System.</p> <p>b. Continue to engage in national changes to the Planning system</p>	<p>Completed response to the 2020 Planning white paper. Monitor future consultation exercises and input</p> <p>Ongoing activity</p>	<p>Completed</p> <p>Ongoing</p>
2.12	Maximise local and closed-loop recycling to minimise transport impacts and valorise waste materials.	a. South Hams moving to the Devon Aligned Service 2021.	Began in 2020	Due to be in place by March 2021
2.13	Local Plans and Neighbourhood Plans to ensure the provision of EV charging points where parking spaces are provided in new developments.	a. Continue to condition EV charging on major developments.	Review EV requirement on Minor Development at Plan Review Stage subject to plan review timescales.	2024
2.14	Local Plans to ensure new developments are designed with filtered permeability to promote sustainable travel.	a. Joint Local Plan Review.	Subject to Joint Local Plan Review Timescales	2024
2.15	Explore installing electric car charging points in car parks.	<p>a. South Hams District Council has joined the Devon Low carbon Energy and Transport Technology Innovator (DELETTI) project which is a partnership with other local authorities and being led by Devon County Council to install electric vehicle charging points (EVCP) in the Council owned car parks.</p> <p>It has committed to delivering electric charging points in the following car parks in phase one subject to the necessary surveys being carried out:</p> <ul style="list-style-type: none"> • Heaths Nursery car park, Totnes • Quay Car Park, Kingsbridge • Mayors Avenue Car Park, Dartmouth • Creek Car Park, Salcombe 	<p>There is a further potential to consider additional car parks in phase two which could be:</p> <ul style="list-style-type: none"> • Fore Street Car Park, Kingsbridge • Cattle Market Car Park, Kingsbridge • Victoria Street Car Park, Totnes • Pavilions Car Park, Totnes • Poundwell Meadow Car Park, Modbury <p>Continue to monitor project through 2021 and investigate the scope to extend into other areas after phase 1 and 2</p>	Review after Phase 1 and 2 or by 2022 whatever is sooner

			• Park & Ride car park, Dartmouth	
2.16	Make use of funding opportunities to provide employment and community assets across the District, particularly where the market is unlikely to provide this, to minimise the need to travel for access to services.	a.	Access UK Shared Prosperity Fund if and when it's established and re-enforce COVID recovery support grants and initiatives.	Review Action once the UK Shared Prosperity Fund is established and review what funding is available and how it's allocated.
2.17	Rationalise bottle banks in South Hams.			TBC
2.18	Investigate the creation of a new EP policy to ensure the correct use of litter bins potentially reducing collection need.			TBC
2.19	The Council will support the principles proposed through the English Waste Strategy regarding the Extended Producer Responsibility. The principles support a circular economy approach which will be funded by producers and will lead to better packaging design, improved recycling and better consumer awareness of what can be recycled.	a.	Raise awareness as part of a Climate Change communication strategy involving newsletters, web and social media.	Climate Change Communication Strategy developed and frequent newsletters, web and social media activity underway

Objective 3 - Land Use and Biodiversity

The UN defines Biodiversity as “the variety of life forms in any given habitat, from large animals to plants to fungi to the smallest of organisms”. The international Convention on Biological Diversity notes that “the Earth’s biological resources are vital to humanity’s economic and social development”. As a result, there is a growing recognition that biological diversity is a valuable asset to present and future generations. Equally, the threat to species and ecosystems has never been as great as it is today and is threatened like never before. We are on the verge of a mass extinction: within the next 10 years, around 1 million species may be lost. That’s one out of every four known species.²⁷ A functioning ecosystem is critical to supporting humanity’s needs which rely on a relatively stable climate. Flows of freshwater, agricultural pest and disease-vector control, and pollination for crops are interrelated facets of a functioning eco-system.²⁸ The continued decline of mammal, reptile, avian, vertebrate and amphibian species loss over time will lead to a continued defaunation. Which will be a primary driver in global ecological change.²⁹

²⁷ United Nations (2020), 2020 World Environment Day Spotlight on biodiversity, a working brief <https://p.widencdn.net/bedxcl/WED-2020-Working-Brief>

²⁸ Ceballos G, Ehrlich P, Raven P (2020) Vertebrates on the brink as indicators of biological annihilation and the sixth mass extinction. Proceedings of the National Academy of Sciences Jun 2020, 201922686; DOI: 10.1073/pnas.1922686117

²⁹ R. Dirzo et al (2014), Defaunation in the Anthropocene. Science 345, 401–406

Appropriate land use and protecting biodiversity also has significant social, health and wellbeing value. We recognise the value in being able to see, smell and touch a rich tapestry of natural spaces both on private and publically owned land. For example, this is evident through reduced intervention from a land management perspective and reduced usage of herbicides and pesticides. Increased access to nature and thriving natural spaces within our towns and villages can help foster empathy for the environment which can lead to people making more environmentally conscious choices.³⁰

The Council can lead by example through the reduced cutting of our green spaces. There is a pressure for spaces to 'look tidy' but this often comes at a cost. With frequent grass cutting wildflowers have little chance to bloom which then impacts on insect population, which in turn has a knock-on effect on flora and fauna. Here is what we will aim to do;

What have we already done?

- Committed to contributing to the baseline mapping for the emerging Devon Nature Recovery Network Mapping project. This will be critical in guiding funding and developer contributions towards offsite compensation to help a Devon wide Nature Recovery Network to establish, ensuring the right projects and interventions are targeted in the right areas.
- Committed to helping fund the Ancient Woodland Inventory review, the outcomes of which are expected in 2022.
- We produce wood chip each year for use on shrub beds and under hedge lines and we also have a bio shredder producing compost that we also use on beds.
- Eliminated the use of fertiliser and weed killer on plant beds.

What we propose to do

Id	Objective / Target	Activity	Expected Start	Estimated Completion Date (subject to continuous review)
3.1	Securing tree planting through development proposals and Biodiversity Net Gain from new development including pushing the new Defra Biodiversity Metric 2.0 at pre-app and for new applications.	<ul style="list-style-type: none"> a. Clear numbers now in a newly adopted Supplementary Planning Document for tree replacement. For new planting, this is tied to a 10% bio net gain as required by the Supplementary Planning Document using the DEFRA biodiversity metric. b. Review process and method for spending 10% net gain developer contributions. c. Review metrics and policy requirements at Plan Review Stage. 	<ul style="list-style-type: none"> Continue to apply policy and Supplementary Planning Document requirements and review at Joint Local Plan revision subject to Joint Local Plan Review timescales. To review once when the Nature Recovery Network Project is complete, likely in 2021 Subject to Joint Local Plan Review Timescales 	<ul style="list-style-type: none"> 2021-2024 2024

³⁰ Lumber R, Richardson M, Sheffield D (2017) Beyond knowing nature: Contact, emotion, compassion, meaning, and beauty are pathways to nature connection. PLoS ONE 12(5): e0177186. <https://doi.org/10.1371/journal.pone.0177186>

3.2	Support more approaches by communities for tree planting on our land where there aren't any trees and is consistent with the land use and not likely to lead to conflict with neighbours or conflict with the outcomes from the Devon Nature Recovery Network Mapping project (DNRN) (i.e. right trees in the right place).	a. Create a formal system to facilitate a process whereby someone with an ability to pay for the upfront cost of planting and a contractual arrangement for South Hams to manage as part it's a new grounds maintenance scheme.	TBC - Develop project once the DNRN project is finalised (expected 2021)	Ongoing
3.3	Develop and adopt a more biodiversity/environmentally conscious Grounds Maintenance procedure (also linked to R&R action 2.6 and 2.7)	a. The new Grounds Maintenance procedure with a review the following <ul style="list-style-type: none"> - Fix more carbon in vegetation cover (relaxing cutting regime) whilst managing community expectations and a level of complaint about 'unkempt/untidy' sites, lazy Councils, etc.) - Scrape sites, reseed with wildflower mix, annual cut, use mixes that increase soil carbon sequestration - Look to reduce/eliminate weed killer use on hard surfaces - Assess potential to increase wildlife value balanced against amenity requirements (e.g. for short grass for dog walking/recreation, etc.) 	2021	End of 2021
3.4	Pushing tree planting agenda within Neighbourhood Plans (allocating spaces for woodland creation and sustainable management). Supporting mapping of local ecological networks/corridors within Neighbourhood Plans.	a. Climate Change and Biodiversity Strategy to be sent to Neighbourhood Plan groups to advise on how to apply findings from the Devon Nature Recovery Network process.	Ongoing	Ongoing
3.5	Ring-fencing and promoting a % of Members grant schemes (SCLF/Localities Fund) towards tree planting schemes for community	a. Investigate options with a view to developing a formal process and framework	2021	2021

	groups, Town and Parish Councils, or money towards a 'Tree Planting grant scheme'			
3.6	Develop and adopt a Natural Environment Design Guide to support Development Management proposals – establishing the importance of street trees in urban/built environment proposals, trees in new hedge lines, and tree/woodland planting as part of on-site public open space provision.	a.	Investigate and review during the Joint Local Plan Review stage and using the outcomes from the Nature Recovery Network Project.	TBC 2024
3.7	Natural coastal and flood management approaches to increase carbon sequestration, reduce erosion, and deliver improved catchment management.	a.	Explore and scope options with the South Devon AONB unit to establish what intervention methods are available.	2021 Report update at the end of 2021
3.8	Investigate the potential to apply a % management fee to offsite compensation/Biodiversity Net Gain payments (via s106) to part-fund a new/existing role (there will be an additional pressure) in terms of findings sites to delivery this offsite habitat creation (which the LA could either buy and manage or work in partnership with another, e.g. DWT, RSPB).	a.	Review in 2021 once a fund of Biodiversity Net Gain Payments has built.	TBC TBC
3.9	New development led by South Hams to be exemplar (e.g. Building with Nature, bird and bat boxes, good design with GI, etc.)			Ongoing Ongoing
3.10	Support the Forestry Commission in planting 20 Hectares of woodland throughout South Hams.			Ongoing Ongoing
3.11	Contribute to the creation of a Devon Nature Network and assist with the recovery of Devon's biosphere.	a.	Enable landowners to express an interest in hosting biodiversity net gain initiatives related to development.	Develop project once the DNRN project is finalised (expected 2021) Ongoing
		b.	Potentially allocate land for Carbon Sequestration as part of Joint Local Plan Review.	Subject to Joint Local Plan Review Timescales 2021-2024 Ongoing
		c.	Local Plan and Neighbourhood Plan reviews to incorporate the principles of the Land Use Framework when setting spatial planning policies and	In 2021 provide a point of contact for assistance (Neighbourhood Plan Team & Climate Change Specialist). Ongoing

		allocating land for development.		
		d. Support community land ownership and management by engaging with communities to designate land/farms as community assets under the Community Right to Bid scheme.		
3.12	SHDC engages with members of the public and farmers to look at alternatives to using herbicides and pesticides (in particular glyphosate).	a. To form part our communications and outreach work in the first instance.	2021	Ongoing

Objective 4 - Capability and Engagement

If we are going to meet our target to become net-zero by 2050, 'collective action' is essential. Many residents are enthusiastic about rising up to the challenge of reducing carbon emissions and reversing the decline in biodiversity, but may not have the tools or knowledge to enable them to make lasting change.

By giving the community and businesses the tools, support and encouragement that they need, only then can collective action be truly unlocked to enable us to rapidly speed up the rate of change needed to address the pressing issues we face.

A recent study by the Centre for Research into Energy Demand Solutions (CREDS) demonstrated that household activities account for around two-thirds of global greenhouse gases. The Centre also identified some key areas where households can contribute most to reducing their carbon footprint.³¹

There's no mistaking that achieving net-zero emissions requires people to do things differently. Residents need to be engaged in the challenge and policy and actions should be designed to reflect this to bring people on the journey through encouragement and collaboration. With a population of 86221³² and an area containing 5135 businesses,³³ there remains a significant potential to reduce carbon emissions collectively in collaboration with one another. Part of our engagement work will involve the creation of Community Boards to align our plans with the District and have a positive engagement.

Research produced by the Behavioural Insights Team³⁴ (TBIT) and The Centre for Behaviour & the Environment highlighted an important facet to environmental engagement. Guilt-based messaging, which is often common in environmental campaigns, causes defensiveness and disengagement. Positive emotions, building rapport and having shared values can be more effective at eliciting engagement. Therefore, the approach we will take will be to continually promote sustainable norms in the work we do, to more effectively reach as many people to create a 'new normal', to motivate and ease the change.

What have we already done?

- We have set up a new Climate Change and Biodiversity bulletin which was first issued in August 2020

³¹ Ivanova, D., Barrett, J., Wiedenhofer, D., Macura, B., Callaghan, M. and Creutzig, F. 2020.

<https://www.creds.ac.uk/creds-study-uncovers-best-ways-to-change-consumption-to-cut-carbon-footprint/>

³² ONS, population Estimates for UK, England and Wales, Scotland and Northern Ireland: mid-2018-april-2019-geography

³³ ONS, 2019

³⁴ The Behavioural Insights Team (2019) Behaviour Change For Nature: A Behavioural Science Toolkit for Practitioners

- Employed a Climate Change Specialist who is to act as a point of contact for interested people and organisations
- Improved our social media activity on Climate and Biodiversity related issues
- Held a listening session with consultees on the draft Action Plan in August

What we propose to do

Id	Objective / Target	Activity	Current or Future Tasks	Timescales
4.1	Raise awareness of Climate Change and Biodiversity issues as part of a communication strategy involving newsletters, web updates and social media activity.	<ul style="list-style-type: none"> a. A new engagement scheme to inform and advise our residents on the following issues; <ul style="list-style-type: none"> - Encourage individuals to plant wildflowers and maintain environments which encourage pollinators, such as bees, to thrive. - Encourage individuals to look at the impact of their diet and consider reducing their meat consumption, and increase the proportion of in-season, locally grown food eaten across Devon. - Support individuals to make better transport choices, however, this will require better infrastructure. - Provide advice on choosing truly renewable energy electricity tariffs (rather than REGOS / greenwashing). - Encourage reduced energy consumption at home – install greater insulation, use less hot water, use less heating, turn off electrical appliances when not in use, don't use unnecessary 	<p>Climate Change Communication Strategy adopted with frequent newsletters, web and social media activity.</p> <p>Develop a yearly survey to find out how residents feel able to tackle the climate emergency, alongside measuring social media activity and engagement with the newsletter</p>	<p>Newsletter to continue monthly, encourage more sign-ups each year.</p> <p>Otherwise, objectives to continue yearly and progress/feedback to be monitored when the strategy is reviewed.</p>

		<p>appliances like tumble dryer etc.</p> <ul style="list-style-type: none"> - Inform residents about how they can recycle. Link in more with recycle Devon and all of the other efforts that people are doing around the District. - Involve residents about what we are doing with climate change. - Encourage children to stop littering to protect our environment (R&R action 2.10). 		
4.2	Volunteer/support collective action via community groups and provide time and resourcing to Town and Parish Councils	<ul style="list-style-type: none"> a. Have a presence at community events. b. Develop a 'Community Board' of stakeholders in the area to discuss actions and collaborate. c. Work with Town and Parish Councils over changes to their practices and activity they can do to contribute to local, district and county action plans. 	Creation of a Community Board.	By December 2020
4.3	Key steps for change: 100 significant cross cutting actions we can all do (to be populated at a later date)			

Glossary

Anthropogenic - environmental pollution and pollutants originating in human activity

Annual monitoring report - In the town planning system in England and Wales, the Annual Monitoring Report is one of a number of documents submitted to Government by a local planning authority at the end of December each year to assess the progress and the effectiveness of its development plan policies

Biodiversity Net Gain - Biodiversity Net Gain is an approach to development that leaves biodiversity in a better state than before

Brundtland Commission - Formerly known as the World Commission on Environment and Development (WCED), the Brundtland Commission's aim is to unite countries to pursue sustainable development together

Carbon Sequestration - The capture and storage of carbon that would otherwise be emitted to, or remain, in the atmosphere.

Climate Change Act 2008 (2050 Target Amendment) Order 2019 - an Act of Parliament to set a target for the year 2050 for the reduction of targeted greenhouse gas emissions by 100%

Climate Change Committee (CCC) - Independent advisory group to the government on building a low-carbon economy and preparing for climate change.

Convention on Biological Diversity - The Convention on Biological Diversity (CBD), known informally as the Biodiversity Convention, is a multilateral treaty. The Convention has three main goals including the conservation of biological diversity (or biodiversity); the sustainable use of its components; and the fair and equitable sharing of benefits arising from genetic resources.

District Energy Network – District Energy is a process of heating, cooling, or powering a group of buildings from a centralised source, such as solar thermal, geothermal heat or waste heat from another nearby source.

Ecosystem - a biological community of interacting organisms and their physical environment.

EPC – Energy Performance Certificate, these certificates are required for properties when they are constructed, sold or let. The Energy Performance Certificate provides details on the energy performance of the property and what you can do to improve it

Greenhouse Gas - An atmospheric gas that traps heat by letting sunlight pass through the atmosphere but preventing heat from leaving the atmosphere

Intergovernmental Panel on Climate Change (IPCC) - The Intergovernmental Panel on Climate Change (IPCC) is an intergovernmental body of the United Nations

Indigenous - originating or occurring naturally in a particular place; native.

Joint Local Plan (JLP) – The adopted Planning Development Plan for Plymouth, West Devon and West Devon

Net-zero - Achieving a balance between the amount of greenhouse gas emissions produced and the amount removed from the atmosphere

Retrofit - The introduction of new materials, products and technologies into an existing building to reduce the energy need to occupy that building.

The Localism Act 2011 - The Localism Act 2011 (c. 20) is an Act of Parliament that changes the powers of local government in England. The act aims to facilitate the devolution of decision-making powers from central government control to individuals and communities.

Appendix A – Council Resolution

E.06/19: Climate Change

It was then:

RESOLVED

1. That both a Climate Change and Biodiversity Emergency be declared;

2. That an Action Plan be developed that outlines how the Council will address the Emergencies and meet or exceed the targets set by the Intergovernmental Panel on Climate Change (IPCC), including an assessment of the viability of a 2030 target and respond to the concerns raised by the IPBES report on global species and habitat loss to be brought to Council for approval within 6 months;
3. That the Council commit to collaborating with Devon County Council, all the Devon District Councils, Plymouth City Council and other agencies to address the Emergencies;
4. That the Action Plan identify Key Performance Indicators measured against any relevant national standards;
5. That a politically balanced Climate Change and Biodiversity Working Group be established that comprises of 6 Members, with the Group Leaders being given delegated authority to put forward their respective nominations after this meeting, with the Group being chaired by the lead Executive Member for Climate Change;
6. That the Working Group be instructed, at its first meeting, to consider the setting up of a Citizens' Assembly and to submit a recommendation to the next Council meeting to be held on 26 September 2019 and that prior to that it be submitted to the September meetings of the Executive and Overview and Scrutiny Panel for comment; and
7. That the Council takes steps to reinforce its Joint Local Plan Policies in respect of wildlife and biodiversity through the Supplementary Planning Document to require developers to demonstrate biodiversity gain as part of any relevant planning application so that there is a robust and consistent basis to assess and secure meaningful biodiversity enhancements having regard to a mitigation hierarchy, namely to avoid impact first, provide mitigation where there is unavoidable harm and, in the event that there is no alternative, provide compensatory measures as a last resort.

Full Council 19th December 2019

That Council:-

1. Adopt the draft Action Plan proposal (as at Appendix 1) subject to it being:
 - (a) amended to comply with parts 2 and 4 of the Climate Change resolution arising from the Special Council meeting held on 25 July 2019 (Minute 29/19(b) refers);
 - (b) Forwarded to Town and Parish Councils for their comments and for such comments to be received by 31 March 2020;
 - (c) Published on the Council's Climate Change section of its website with a provision for comments from the public to be received by 31 March 2020;
 - (d) Reviewed and amended following the end of the consultation period at points (b) and (c) above. (Such amendments to be considered by the Working Group by 30 April 2020, with an updated version of the Action Plan then being submitted to the Annual Council meeting on 21 May 2020 for approval);
 - (e) Able to be monitored on an ongoing basis by Full Council at any time it considers it necessary and/or appropriate;
2. note the content of the Council's first Greenhouse Gas Inventory (as outlined at Section 5 of the presented agenda report);
3. aim to reduce the Council's organisational carbon emissions (Scope 1, 2 and 3 emissions) to net-zero by 2030;
4. commit to working with partners through the Devon Climate Emergency Response Group to aim to reduce the District of South Hams' carbon emissions to net-zero by 2050 at the latest;
5. aim for a 10% Biodiversity Net Gain in the habitat value of its green and wooded public open space by 2025;
6. Request that the Climate Change and Biodiversity Working Group develop a Framework for a Climate Change and Biodiversity Strategy to be brought back to Full Council for approval on 21 May 2020; and
7. Request that an update on progress against the adopted aims be brought back to Council on an annual basis.

Appendix B – Working Group Terms of Reference

- a) To coordinate the Councils response to the motion carried at the Full Council July 2019 declaring that 'South Hams District Council recognises that we have a 'Climate Change and Biodiversity Emergency'.
- b) To oversee the development and implementation of an Action Plan in response to a) above that is to be presented to the Council before 25 January 2020.

- c) To oversee the development and implementation of a communications strategy to support the above including considering the best methods for consulting with stakeholders and the wider community on the response and action plan.
- d) To contribute towards and consider any reports to the Executive and/or Council as appropriate, that are deemed to be within the scope of the Working Group.